

Springwood Industrial, Inc.  
2320 E Valencia Dr  
Fullerton, CA 92831  
Tel: 714-871-5558 Fax: 714-871-5554  
<http://www.aceronline.net>


info@aceronline.net

Klim Industrial, Inc.  
244 N. Randolphville Road  
Piscataway, NJ 08854  
Tel: 732-752-9100 Fax: 732-752-9101  
<http://www.aceronline.net>



[acer\\_klim@yahoo.com](mailto:acer_klim@yahoo.com)

## PROCEDURE TO ADJUST THE BACKLASH OF THE CROSSFEED LEADSCREW (FOR DYNAMIC & E-LATHE 17" SERIES)-NEW

1. Tighten the screws #1 & #2 to hold down the fixed block.



2. Loosen the screws #3 & #4 adjusting block screw counter clockwise a little bit, (not too loose not too tight).



3. Turn the crossfeed handle back and forth until the compound slide moves smoothly and there is a minimum backlash.



4. Turn the screw #4 clockwise, tighten down the adjusting block (not too tight). Turn the screw #3 adjusting screw clockwise, (not too tight, only to secure the adjusting block).

