



ACER CNC e-mill & bed mill **Simply Your “Need” for The Toolroom!**

ACER “e” Series Milling Machines

The ACER “e” series is the complete mill for today’s toolroom applications. Built to be the most accurate and reliable machine of its type, it is also extremely easy to use. Equipped with a manual quill and X & Y axes handwheels, the “e” series give user the ability to use in manual, semi-CNC or full CNC mode. The various brands of conversational controllers make programming easy so even one prototype part can be done effortlessly and efficiently.

e-1050B *Bed Mill*

Standard Accessories for e-1050B Bed Mill

01. Tool box with tools.
02. CAT or BT#40 drawbar. (NST Optional)
03. Accordion way covers on Y & Z axis.
04. Operation manual with parts manual.
05. Leveling pads with screws.



Features of e-1050B

01. Column base is 600 mm (23.62") wide by 395 mm (15.55") deep.
02. Head stroke deep at 625 mm (24.61").
03. Height under the spindle nose is 645 mm (25.4").
04. Double nut C5 Precision Ground Ballscrews.
05. Hardened and ground slideways at 52 HRC.
06. Saddle slideways are coated with Turcite-B.
07. Saddle supporting width is 600 mm (23.62") - widest in its class!
08. Extra wide square slideways on Y and Z Axes—350 mm (13.78") & 390 mm (15.35") respectively.
09. Servo drive on all three axes.
10. Table top is 900 mm (35.43") from the ground. It is ergonomic for users to place parts and reduce the stress on their back.
11. Solid head-housing moves up and down for Z axis operation providing mass behind heavy cuts.
12. Real handwheels so users may work manually.
13. May run at single phase 230V.
14. Inverter duty head that gives users programmable spindle speeds and the ability to tap. Users still retain the manual quill operation.
15. Automatic Lubrication System.
16. Licensed Taiwanese Meehanite casting.
17. Precision 7010 class 7 Spindle Bearing.
18. Chromed Ground Quill.
19. 5 HP inverter motor with fan cooling system that dissipates heat efficiently.
20. Extra oilers to lubricate the hi / low components and to oil the quill.
21. Precision Ground Guide line to 0.005 / 500 mm (0.0002" / 20").
22. Grease fitting for lubricating bull gear.
23. Harden & Ground table top and bottom.
24. Dish in Coolant Base.
25. Accordion Type Way Covers.
26. Automotive Painting Process.
27. Balancing block counter-balances the head housing weight.

e-1050BII *Bed Mill*

Standard Accessories for e-1050BII Bed Mill

01. Tool box with tools.
02. CAT or BT#40 drawbar. (NST Optional)
03. Accordion way covers on Y & Z axis.
04. Operation manual with parts manual.
05. Leveling pads with screws.



Features of e-1050BII

01. Column base is 600 mm (23.62") wide by 395 mm (15.55") deep.
02. Head stroke deep at 625 mm (24.61").
03. Height under the spindle nose is 645 mm (25.4").
04. Double nut C5 Precision Ground Ballscrews.
05. Hardened and ground slideways at 52 HRC.
06. Saddle Slideways are coated with Turcite-B.
07. Saddle supporting width is 600 mm (23.62") - widest in its class!
08. Extra wide square slideways on Y and Z Axes—350 mm (13.78") & 390 mm (15.35") respectively.
09. Servo drive on all three axes.
10. Table top is 900 mm (35.43") from the ground. It is ergonomic for users to place parts and reduce the stress on their back.
11. Solid head-housing moves up and down for Z axis operation providing mass behind heavy cuts.
12. Real handwheels so users may work manually.
13. May run at single phase 230V.
14. Inverter duty head that gives users programmable spindle speeds and the ability to tap. Users still retain the manual quill operation.
15. Automatic Lubrication System.
16. Licensed Taiwanese Meehanite casting.
17. Precision 7010 class 7 Spindle Bearing.
18. Chromed Ground Quill.
19. 5 HP inverter motor with fan cooling system that dissipates heat efficiently.
20. Extra oilers to lubricate the hi / low components and to oil the quill.
21. Precision Ground Guide line to 0.005 / 500 mm (0.0002" / 20").
22. Grease fitting for lubricating bull gear.
23. Harden & Ground table top and bottom.
24. Dish in Coolant Base.
25. Accordion Type Way Covers.
26. Automotive Painting Process.
27. Air cylinder support to counter balance the head housing weight.

e-Mill 3VKH *A Trouble - Free Mill*

Standard Accessories for e-Mill 3VKH Milling Machines

01. Tool box with tools.
02. R8 drawbar.
03. Way covers.
04. Operation manual with parts manual.



Features of e-Mill 3VKH

01. 3 HP inverter motor with fan cooling system dissipates heat efficiency.
02. Grease fitting for lubricating the bull gear.
03. One piece quill pinion & shaft.
04. Precision hand scraped contact surfaces between turret and column.
05. X, Y and knee axes are hardened and ground to HRC 52 degrees.
06. Vector-type AC frequency inverter drive.
07. Hardened & ground table top to HRC 52 degrees.
08. Licensed Taiwanese Meehanite casting.
09. Dish-in coolant base.
10. Auto lubrication system.
11. CE Electric components.
12. Extra oiler lubricates the high-low moving device.
13. Extra oiler to lubricate the quill.
14. Precision ground ram ways within 0.004" accuracy.
15. Precision ground finished ball screws.
16. Precision ground table guide line to 0.0002" over 20".
17. Standard accordion type way cover.
18. Turcite-B coated saddle ways.
19. 230V / 460V three phase ready and available to run at single phase 230V when specified

e-1454B *Bed Mill*

Standard Accessories for e-1454B Bed Mill

01. Tool box with tools.
02. CAT or BT#40 drawbar. (NST Optional)
03. Way covers.
04. Operation manual with parts manual.
05. Leveling pads & screws.



Features of e-1454B

01. 5 HP inverter motor with fan cooling system that dissipates heat efficiency.
02. CE Standard Electrics.
03. Extra oilers to lubricate the high-low moving device and to oil the quill.
04. One piece quill pinion & shaft.
05. Precision hardened & ground slideways.
06. Precision ground C5 ball screws.
07. Precision ground guide line to 0.0002".
08. Turcite-B coated saddle ways.
09. Grease fitting for lubricating bull gear.
10. CNC & operator console.
11. Hand scraped saddle ways.
12. X, Y and knee axes are hardened and ground to HRC 52 degrees.
13. Drives & accessories cabinet.
14. Hardened & ground table top to HRC 52 degrees.
15. Licensed meehanite casting.
16. Dish-in coolant base.
17. 230V / 460V three phase ready and available to run at single phase 230V when specified.

Optional Accessories



◆ Halogen Light



◆ Coolant System



◆ Milling Vise



◆ Clamping Kit




◆ T-Slot Cover



◆ Riser Block (Mill Only)




◆ Horizontal / Vertical Rotary Table



◆ Horizontal Milling Attachment (Mill Only)



◆ R-8 Collet Set (Mill Only)



◆ Glass Scales for Feedback



◆ Super Indexing Spacer



◆ NT#30 or 40 Tool Holder Set




◆ NT#30 or 40 Drill Chuck



◆ Super Divider



◆ Semi-Universal Dividing Head



◆ CNC Power Vise



◆ Tool Maker's Vise



◆ Right Angle Milling Head



◆ Hydraulic Machine Vise

Other CNC Controller Also Available

01. MPG
02. 4th Axis Option on CNC Controller (Bed Mill Only)
03. 4th Axis Servo Drive and Motor (Bed Mill Only)
04. Air Power Drawbar
05. Chip Pan / Splash Shield
06. Spray Coolant System
07. Table Guard
08. CAT / BT#40 Collet Sets
09. Drawbar for NMTB#40 Collets
10. 4th Axis Rotary Table (Bed Mill Only)

SPECIFICATION

MODEL		e-1050B	e-1054B	e-1454B w / 3 Axes Control	e-Mill 3VKH w / CNC Control	e-Mill 5VK w / CNC Control
Table	Table Size	10" x 50" (254 x 1270 mm)	10" x 54" (254 x 1372 mm)	14" x 54" (356 x 1372 mm)	10" x 50" (254 x 1270 mm) or 10" x 54" (254 x 1372 mm)	
	T-Slots	3 x 5/8" (16 mm)		3 x 5/8" (16 mm)	3 x 5/8" (16 mm)	
	Table Load	1320 lbs (600 kgs)		1960 lbs (891 kgs)	750 lbs (341 kgs)	
Travel	X Axis Max. / Rapid Feed	27.5" (700 mm) / 200 ipm	31.5" (800 mm) / 200 ipm	40" (1016 mm) / 200 ipm	Vary with Controller	
	Y Axis Max. / Rapid Feed	20" (500 mm) / 200 ipm		22.44" (570 mm) / 200 ipm	Vary with Controller	
	Z Axis Max. / Rapid Feed	20.87" (530 mm) / 200 ipm		26.77" (680 mm) / 200 ipm	Vary with Controller	
	Max. Spindle Nose to Table	5.31" (135 mm) - 25.39" (645 mm)		1" (25.4mm) - 27.75" (705 mm)	21"	
	Spindle Center to Column Face	23.62" (600 mm)		21.3" (540 mm)	4" - 27" (100 - 685.8 mm)	
Spindle	Quill Diameter	4" (100 mm)			3 3/8" (85.725 mm)	4" (100 mm)
	Quill Travel	5" (127 mm)			Manual 5" (127 mm); Auto 4 1/4" (108 mm)	
	Spindle Taper	CAT / BT #40; NMTB#40 Opt.			R 8	CAT / BT #40; NMTB#40 Opt.
	Spindle Speed Hi / Low RPM	500 - 3750 / 50 - 500			500 - 4500 / 50 - 500	500 - 3750 / 50 - 500
	Spindle Feed-3 Ranges in(mm) / rev.	0.0015", 0.003", 0.006" (0.15, 0.04, 0.08 mm)			0.0015", 0.003", 0.006" (0.15, 0.04, 0.08 mm)	
	Spindle Rotation Angle	±90° Left to Right			±90° Left to Right; ±45° Front to Back	±90° Left to Right
Motor	Spindle HP	5			3; 4 HP Opt.	5 HP
	X Axis Servo Motor	DC 31.3 Lb-in or AC 750 watts		36 Lb-in AC	Vary with Controller	
	Y Axis Servo Motor	DC 31.3 Lb-in or AC 750 watts		36 Lb-in AC	Vary with Controller	
	Z Axis Servo Motor	DC 31.3 Lb-in or AC 1 KW with Brake		36 Lb-in AC	Vary with Controller	
	Coolant Pump HP (Opt.)	1/8			1/8	
	Lubrication Pump Watts	80		30	80	
Power	Control	110V / 1P / 30A			110V / 1P / 15A or 110V / 1P / 30A	
	Machine	230V (460V) / 3P / 14A (7A) or Single Phase 230V			230V (460V) / 3P / 9A (4.5A) or Single Phase 230V	230V (460V) / 3P / 14A (7A) or Single Phase 230V
Dimension	Max. Height	100" (2540 mm)		98.43" (2500 mm)	94" (2390 mm)	96" (2439 mm)
	Height from Table Top to Bottom of Bed	35.43" (900 mm)		31.5" (800 mm)	—	—
	Width of Machine Including Table	72.44" (1840 mm)	76.44" (1945 mm)	94.49" (2400 mm)	67" (1700 mm)	
	Overall Length with Electrical Door Closed	78.74" (2000 mm)		84.65" (2150 mm)	71" (1800 mm)	
	Overall Length with Electrical Door Open	103.15" (2620 mm)		109.06" (2770 mm)	84" (2134 mm) or 95.28" (2420 mm)	
	Overall Width with Full Table Traverse	100" (2540 mm)	108" (2743 mm)	141.73" (3600 mm)	91" (2311 mm)	
	Footprint of Machine inches	72.44" x 78.74" x 100"	76.44" x 78.74" x 100"	100" x 74" x 110"	—	—
	Footprint of Machine metric	1840 x 2000 x 2540 mm	1945 x 2000 x 2540 mm	2540 x 1880 x 2794 mm	—	—
Weight	Net Approx.	4411 lbs (2005 kgs)	4558 lbs (2072 kgs)	7800 lbs (3545 kgs)	3300 lbs (1500 kgs)	3500 lbs (1591 kgs)
	Gross Approx.	4609 lbs (2095 kgs)	4758 lbs (2163 kgs)	8050 lbs (3659 kgs)	3630 lbs (1650 kgs)	3830 lbs (1741 kgs)
Packing Dimension Approx.	X x Y x Z inch (metric)	61.02" x 70.08" x 88.58"	64.96" x 70.08" x 88.58"	90.55" x 78.74" x 88.58"	67" x 67" x 74.8"	
	W / Balancing Block	155 x 178 x 225 cm	165 x 178 x 225 cm	230 x 200 x 225 cm	170 x 170 x 190 cm	
Maximum Working Capacity in Mild Steel						
Drilling Max. Capacity		1 1/4" (32 mm) Dia.			7/8" (22 mm) Dia.	1 1/4" (32mm) Dia.
Milling Max. Capacity		5 inch ³ /min			2 inch ³ /min	5 inch ³ /min
Boring Capacity		8" (200 mm) Dia.			6" (152.4 mm)	8" (200mm) Dia.
Tapping Max. Capacity		1" (25 mm)			—	1" (25mm)
Handwheel Type (Opt.)		Electronic MPG			Electronic MPG	

Note: The manufacture reserves the right to modify the design, specifications, mechanisms, etc. to improve the performances of machine without notice.
All the specifications shown above are for reference only.



www.acerlinks.com / www.aceronline.net (U.S. Only)

SPRINGWOOD INDUSTRIAL, INC.

1062 N. Kraemer Place

Anaheim, CA 92806

TEL: (714) 632-9701

FAX: (714) 632-9730

E-mail: info@aceronline.net

KLIM INDUSTRIAL, INC.

244 N. Randolphville Rd.,

Piscataway, NJ 08854

TEL: (732) 752-9100

FAX: (732) 752-9101

E-mail: acer_klim@yahoo.com

YA GIN MACHINE TOOL MANUFACTURING INC.

No. 101, 506 Lane, Seng-Tso Rd.,

Seng-Karng District, Taichung City, Taiwan

TEL: 886-4-2520-4120

FAX: 886-4-2520-4123

E-mail: sales@acerlinks.com

Technology • Creativity • Reliability
An Unswerving Commitment to Excellence