




FAGOR



FAGOR

Technical manual with diagrams and text.







The image shows the interior of a control panel. A silver metal component, possibly a power supply or control module, is mounted at the top. Below it, a green printed circuit board (PCB) is visible. A dense bundle of grey cables is connected to the PCB. A red rectangular box highlights a specific cable, which is labeled "Control- X5 Cable". A yellow warning sticker is located at the top right of the panel, with the text "Warning! Do not plug connectors while the". A large, black, corrugated flexible duct is visible on the right side of the panel. The entire assembly is housed within a black metal frame.


Control- X5 Cable


Warning! Do not plug connectors while the


Control X5 Cable











L4

FAGOR



FAGOR



