

Springwood Industrial, Inc.
2320 E Valencia Dr
Fullerton, CA 92831
Tel: 714-871-5558 Fax: 714-871-5554
<http://www.aceronline.net>


Klim Industrial, Inc.
244 N. Randolphville Road
Piscataway, NJ 08854
Tel: 732-752-9100 Fax: 732-752-9101
<http://www.aceronline.net>

info@aceronline.net



acer_klim@yahoo.com

PROCEDURE TO ADJUST THE BACKLASH OF THE CROSSFEED LEADSCREW (FOR DYNAMIC & E-LATHE 17" SERIES)-OLD

1. Tighten the screws #1 & #2 to hold down the fixed block.



2. Loosen the screws #3 & #4 adjusting block screw counter clockwise a little bit, (not too loose not too tight).



3. Turn the crossfeed handle back and forth until the compound slide moves smoothly and there is a minimum backlash.



4. Turn the screw #4 clockwise, tighten down the adjusting block (not too tight). Turn the screw #3 adjusting screw clockwise, (not too tight, only to secure the adjusting block).

